



# QCHP

المجلس القطري للتخصصات الصحية  
Qatar Council for Healthcare Practitioners  
الإعتماد  
Accreditation

## NATIONAL CME/CPD PROGRAM & ACCREDITATION SYSTEM IN NUMBERS 2016 - 2018

### QCHP-AD



# THE NATIONAL CME/PD ACCREDITATION SYSTEM

## Hybrid System

Activity-  
based

Provider-  
based

# CPD PROVIDER ACCREDITATION

# CPD PROVIDER ACCREDITATION

- Since its establishment and till March 6, 2018, QCHP-AD processed **32** CPD provider accreditation requests, **28** were successful, **3** were rejected (2 of them after deferral) and **1** is still in deferral.

		Governmental & Semi-Governmental HCFs		Private HCFs		Academic Inst.		Online Platforms	All
		Accreditation Applications	Re-accreditation Applications	Accreditation Applications	Re-accreditation Applications	Accreditation Applications	Re-accreditation Applications	Accreditation Applications	
Provisional Framework (Before January 1, 2016)	Accredited	3	0	1	0	5	0	3	12
	Rejected	1	0	0	0	0	0	0	1
National Accreditation System	Accredited	6	1	2	1	1	5	N/A	16
	Deferred	2 (1 in process)	0	2	0	0	0		4 (1 in process)
	Rejected	1	0	1	0	0	0		2
All		12	1	4	1	6	5	3	32

# CPD PROVIDER ACCREDITATION

- Currently, QCHP-AD has 13 accredited providers.



## List of Accredited CPD Providers in the State of Qatar

### Academic Institutions:

1. Qatar University ([Health](#))
2. College of North Atlantic, Qatar ([CNA-Q](#)) - School of Health Sciences
3. Weill Cornell Medicine – Qatar ([WCM-Q](#))
4. University of Calgary, Qatar - College of Nursing.

### Governmental Healthcare Providers:

1. Primary Health Care Corporation ([PHCC](#)), Workforce & Training Dept.
2. Hamad Medical Corporation ([MHC](#))
3. Sidra Medicine
4. Aspetar Orthopedic and Sports Medicine Hospital ([ASPETAR](#))
5. Healthcare Department-Qatar Petroleum ([QP](#))
6. Naufar Center

### Private Healthcare Providers:

1. Al Emadi Hospital
2. Al Ahli Hospital
3. Aster DM Healthcare

# CPD ACTIVITY ACCREDITATION

# CPD ACTIVITY ACCREDITATION

- For the duration From September 7, 2015 till March 6, 2018, QCHP-AD accredited **1819 CPD activity** (1,814 of which were conducted) that were **assigned 12,133 credit hours** and **provided 83,109.7 educational hours** (over all its offerings).
- During the same period, **around 485,000 educational (attendance) opportunities** and **2,500,000 CPD credits (2,100,000 from Category 1)** were granted to HCPs.

	2015 (From September 7)	2016	2017	2018 (Till March 6)	Total
CPD/CME Activities Accredited by QCHP-AD	23	740	898	158	1819
Accredited Hours*	136.5	4,913.4	6,119.8	964.25	12,133.95
Educational Hours**	242.25	34,638.65	41,190.05	7,038.75	83,109.7

\*Accredited Hours are the sum of Credit hours assigned for all accredited activities

\*\* Education Hours are the sum of credit hours assigned for offerings for all accredited activities.

## CPD ACTIVITY ACCREDITATION

- For the duration From September 7, 2015 till March 6, 2018, QCHP-AD accredited activities provided **485,964 educational (attendance) opportunities** and **2,481,920 CPD credits (2,115,018 from Category 1) were granted to HCPs.**

	Total	Accredited Gov. & Semi-Gov. HC Facilities	Accredited Private HC Facilities	Accredited Academic Institutions	Non-Accredited Providers
Total Participants (Educational opportunity)	<b>485,964.00</b>	434,866.00	18,728.00	20,154.00	12,216.00
Total Granted Category 1 Credit Hours/Credits	<b>2,115,018.50</b>	1,872,926.50	37,244.75	100,433.75	104,413.50
Total Granted Category 3 Credit Hours	<b>183,450.55</b>	181,626.55	73.00	1,205.00	546.00
Total Granted Category 3 Credits	<b>366,901.10</b>	363,253.10	146.00	2,410.00	1,092.00
Total Granted Credits	<b>2,481,919.60</b>	<b>2,236,179.60</b>	<b>37,390.75</b>	<b>102,843.75</b>	<b>105,505.50</b>



## CPD ACTIVITY ACCREDITATION

- **Interprofessional Education (IPE)** is an important tool to improve team-based practices and coordination.
- Inter-professional Education (IPE) played an important role in providing educational opportunities for some professions who were expected to lack the availability of specialized CPD resources (e.g. dentists and AHPs).

Profession	Accredited Profession-Specific CPD Activities		Accredited Inter-Professional CPD Activities		Total Accredited CPD Activities
	Number	%	Number	%	
Physician	254	24.9%	766	75.1%	1020
Dentists	24	8.2%	267	91.8%	291
Pharmacists	152	22.0%	540	78.0%	692
AHP	161	18.9%	690	81.1%	851
Nurses	219	23.6%	709	76.4%	928
All HCPs	810	44.7%	1004	55.3%	1814

# HEALTHCARE PRACTITIONERS PERFORMANCE

## HEALTHCARE PRACTITIONERS PERFORMANCE

Profession	HCPs with Currently Active License	HCPs who <b>activated</b> E-Portfolio	HCPs who <b>Submitted</b> $\geq 1$ CPD activity
Physician	5,729	5,597	5,305
Dentist	1,591	1,506	1,439
Pharmacist	2,288	2,203	2,111
Allied Health Practitioner	7,935	7,903	7,586
Nurse	18,650	18,401	17,767
<b>Total</b>	<b>36,193</b>	<b>35,610</b>	<b>34,208</b>

## HEALTHCARE PRACTITIONERS PERFORMANCE

- From March 7, 2016 till March 6, 2018, healthcare practitioners have submitted **1,003,149** CPD activity through their electronic e-portfolio.

Profession	Activities Submitted from All HCPs (2016-2018)	HCPs who Submitted $\geq 1$ CPD activity	Submission Index*
Physician	127,281	5,305	24.0
Dentist	38,238	1,439	26.6
Pharmacist	60,075	2,111	28.5
Allied Health Practitioner	188,833	7,586	24.9
Nurse	588,722	17,767	33.1
<b>Total</b>	<b>1,003,149</b>	<b>34,208</b>	<b>29.3</b>

\*Submission Index= n. activities submitted/n. HCPs. The index is crude as it does not take into account the submitted activity category and does not exclude accounts that were inactivated or removed.

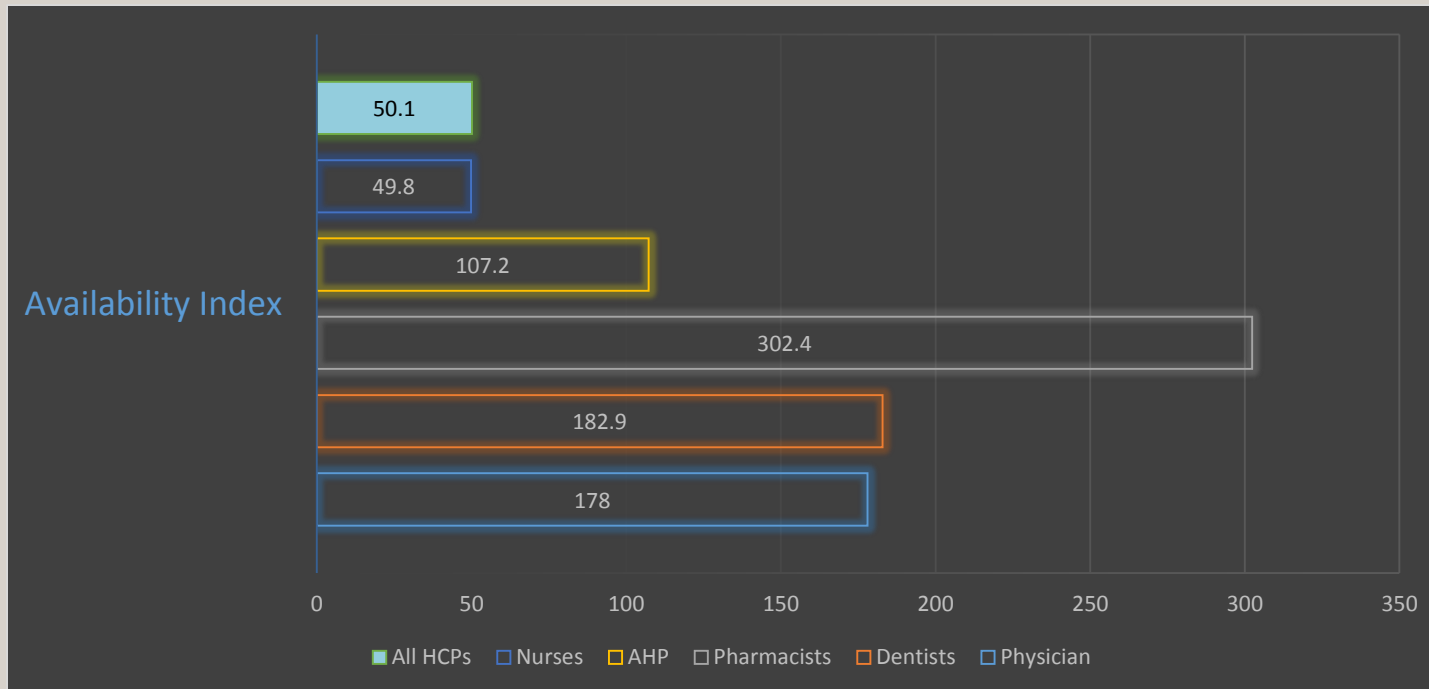
## HEALTHCARE PRACTITIONERS PERFORMANCE

- For the duration between From March 7, 2016 till March 6, 2018, the average compliance rate of the healthcare practitioners with QCHP-AD Credit Requirements was **88.65%**.

Profession	HCPs Due for License Renewal	HCPs Compliant with Credit Requirements	Compliance Rate*
Physician	3,710	3,339	90%
Dentist	1,259	1,112	88.3%
Pharmacist	1,789	1,626	90.8%
Allied Health Practitioner	3,880	3,466	89.3%
Nurse	5,849	5,072	86.7%
<b>Total</b>	<b>16,487</b>	<b>14,615</b>	<b>88.6%</b>

\*This is a crude rate as it does not take in consideration HCPs who stopped practicing or left the country without informing QCHP

- **Pharmacists** has the highest availability of accredited CPD activities while **nurses** has the lowest.

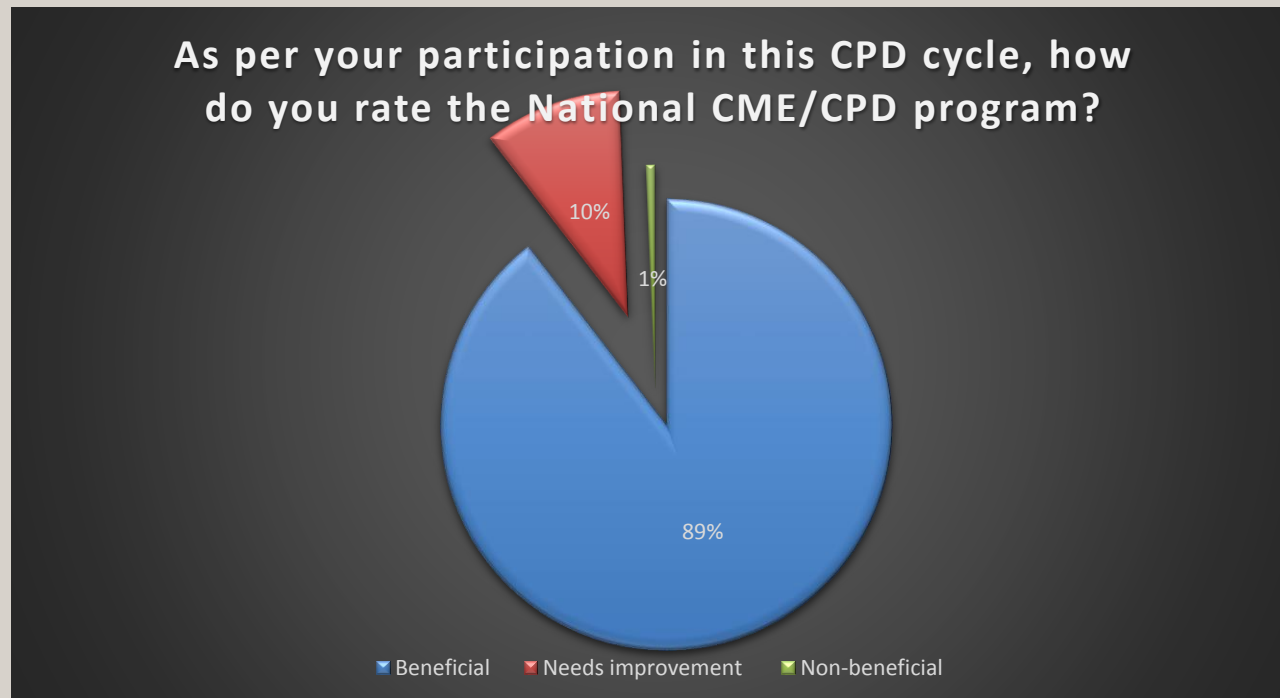


\* **Availability Index= Total Accredited CPD Activities Targeting Profession/HCPs with Currently Active License X 1000.**  
**Availability index is a crude index** as it does not take in consideration factors like the number of offerings, the accredited hours assigned and the number of allowed educational opportunities (attendees).

# HEALTHCARE PRACTITIONERS FEEDBACK

## HEALTHCARE PRACTITIONERS FEEDBACK

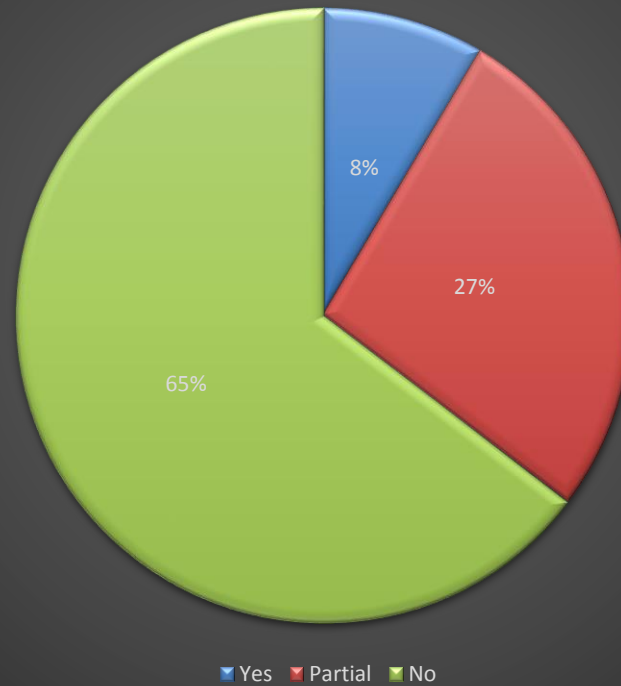
- HCPs are currently asked to complete a feedback form while submitting their credits for license renewal.
- Till March 6 2018, 4308 HCPs completed the form.





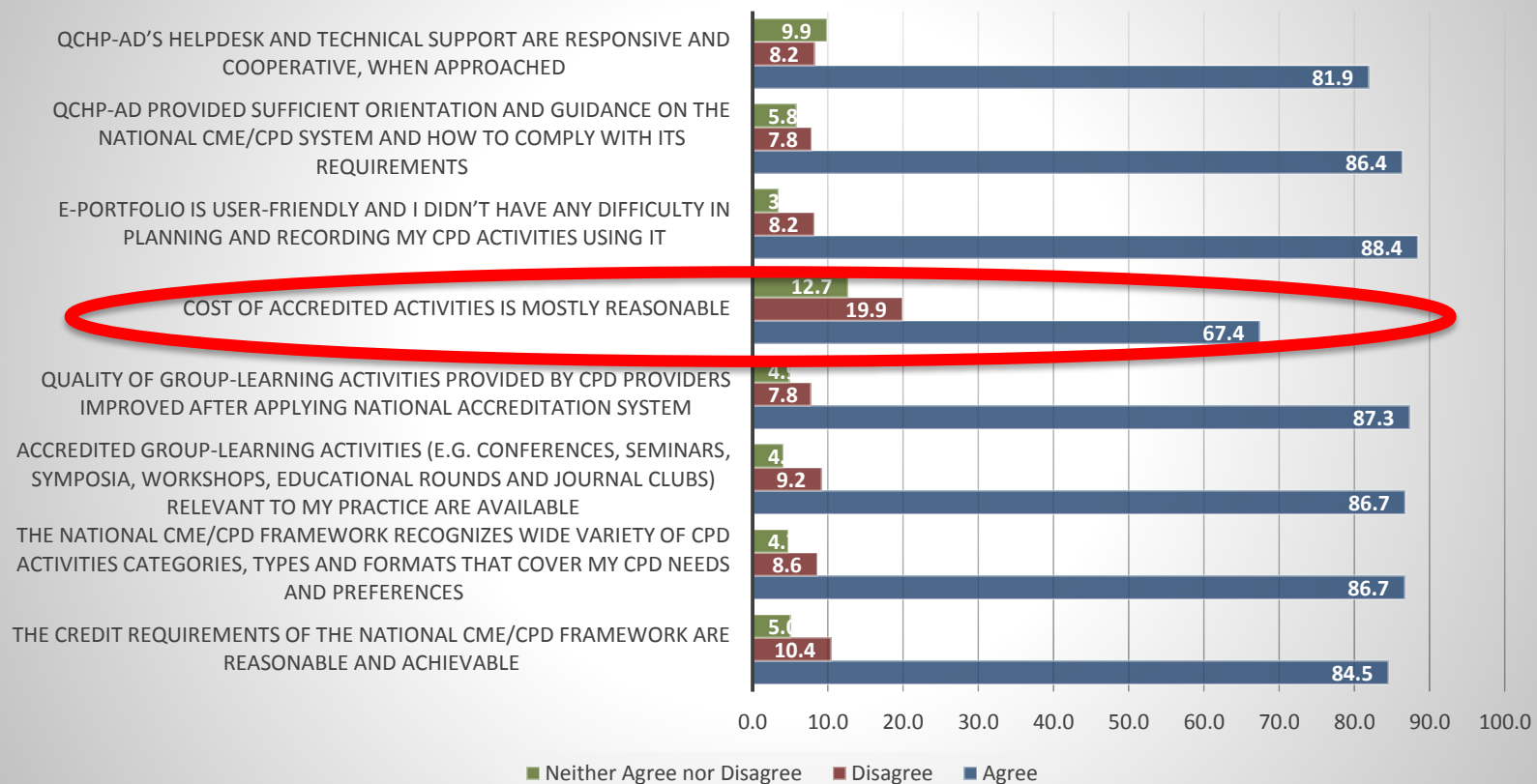
## HEALTHCARE PRACTITIONERS FEEDBACK

Did you have difficulty in completing the mandatory CPD requirements?



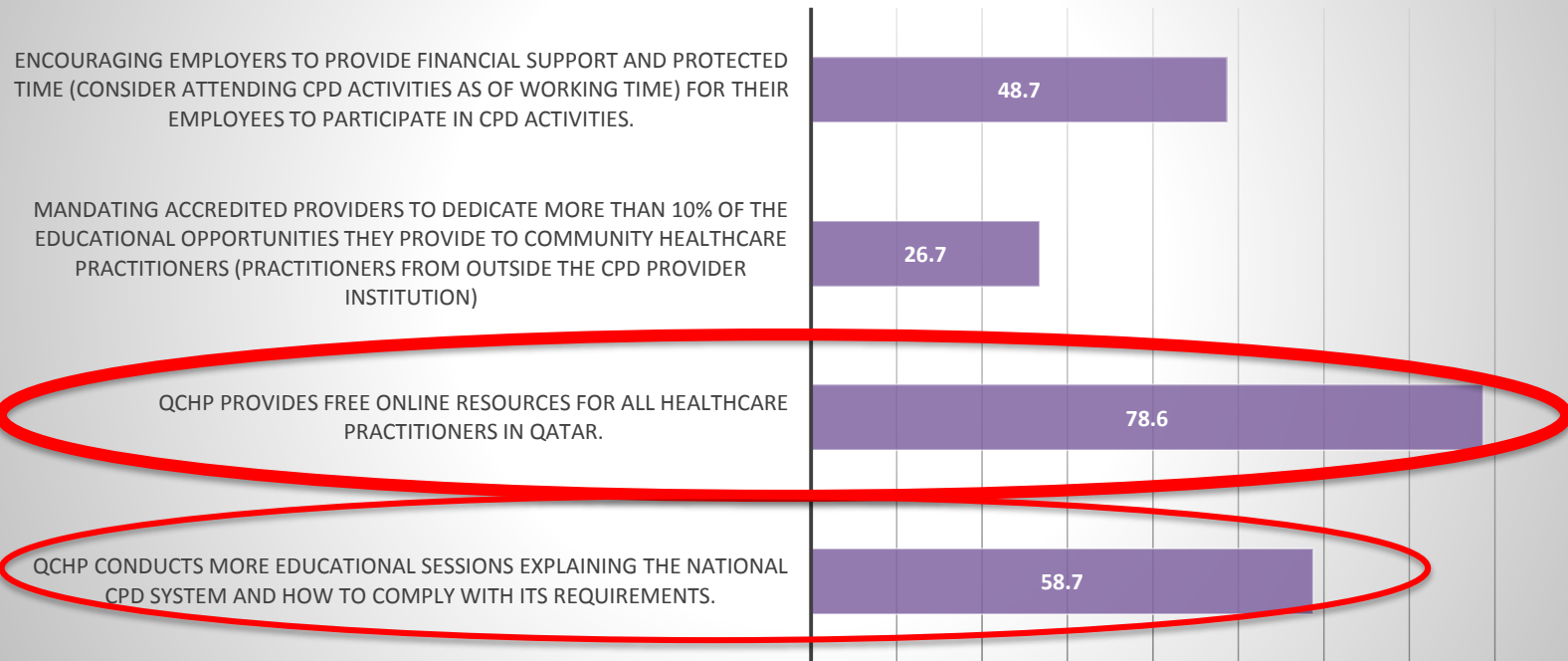
# HEALTHCARE PRACTITIONERS FEEDBACK

## HCPs Feedback



# HEALTHCARE PRACTITIONERS FEEDBACK

## Initiatives that can help HCPs to comply with the National CPD program requirements





THANK  
YOU